

Sample Question Paper 2023-24

Class XII

Biology (Subject Code-044)

Maximum Marks: 70

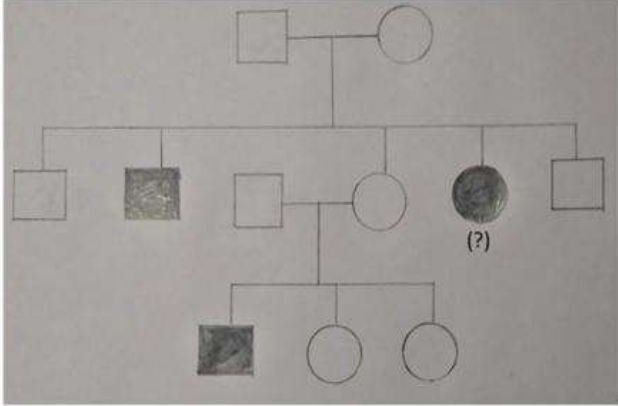
Time: 3 hours

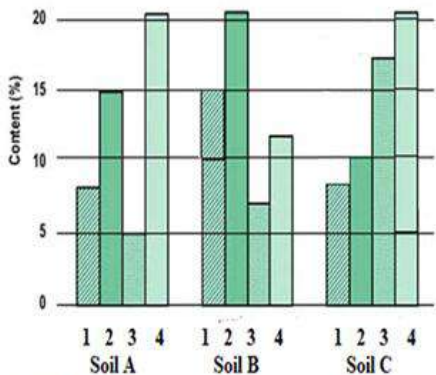
General Instructions:

- (i) All questions are compulsory.
- (ii) The question paper has five sections and 33 questions. All questions are compulsory.
- (iii) Section–A has 16 questions of 1 mark each; Section–B has 5 questions of 2 marks each; Section– C has 7 questions of 3 marks each; Section– D has 2 case-based questions of 4 marks each; and Section–E has 3 questions of 5 marks each.
- (iv) There is no overall choice. However, internal choices have been provided in some questions. A student has to attempt only one of the alternatives in such questions.
- (v) Wherever necessary, neat and properly labeled diagrams should be drawn.

Section - A

Q.No.	Question	Marks																				
1	Remnants of nucellus are persistent during seed development in: a) pea b) groundnut c) wheat d) black pepper	1																				
2	The wall layer of microsporangium which nourishes the pollen grain is: a) epidermis b) endothecium c) middle layers d) tapetum	1																				
3	<p>A short piece of DNA, having 20 base pairs, was analyzed to find the number of nucleotide bases in each of the polynucleotide strands. Some of the results are shown in the table.</p> <table border="1" style="margin-left: auto; margin-right: auto; border-collapse: collapse;"> <thead> <tr> <th></th> <th colspan="4" style="text-align: center;">Number of nucleotide bases</th> </tr> <tr> <th></th> <th style="text-align: center;">Adenine</th> <th style="text-align: center;">Cytosine</th> <th style="text-align: center;">Guanine</th> <th style="text-align: center;">Thymine</th> </tr> </thead> <tbody> <tr> <td style="text-align: center;">Strand 1</td> <td style="text-align: center;">4</td> <td style="text-align: center;">4</td> <td></td> <td></td> </tr> <tr> <td style="text-align: center;">Strand 2</td> <td></td> <td style="text-align: center;">5</td> <td></td> <td></td> </tr> </tbody> </table> <p>How many nucleotides containing Adenine were present in strand 2?</p> <p>a) 2 b) 4 c) 5 d) 7</p>		Number of nucleotide bases					Adenine	Cytosine	Guanine	Thymine	Strand 1	4	4			Strand 2		5			1
	Number of nucleotide bases																					
	Adenine	Cytosine	Guanine	Thymine																		
Strand 1	4	4																				
Strand 2		5																				

4	<p>In a certain species of insects, some have 13 chromosomes, and the others have 14 chromosomes. The 13 and 14 chromosome bearing organisms are</p> <p>a) males and females, respectively b) females and males, respectively c) all males d) all females</p>	1
5	<p>At a particular locus, the frequency of allele A is 0.8 and that of allele a is 0.2. What would be the frequency of heterozygotes in a random mating population at equilibrium?</p> <p>a) 0.32 b) 0.16 c) 0.24 d) 0.48</p>	1
6	<p>Variations caused due to mutations are</p> <p>a) random and directionless b) random and directional c) random and small d) random, small and directional</p>	1
7	<p>What is the smallest part of a DNA molecule that can be changed by a point mutation?</p> <p>a) Oligonucleotide b) Codon c) Gene d) Nucleotide</p>	1
8	<p>What should be the genotype of the indicated member?</p>  <p>a) AA b) Aa c) XY d) aa</p>	1

<p>9</p>	<p>A patient was advised to have a kidney transplant. To suppress the immune reaction, the doctor would administer him:</p> <p>a) statins produced from <i>Monascus purpureus</i> b) statins produced from <i>Streptococcus thermophilus</i> c) cyclosporin A produced from <i>Trichoderma polysporum</i> d) cyclosporin A produced from <i>Clostridium butylicum</i></p>	<p>1</p>																				
<p>10</p>	<p>Identify the activity of endonuclease and exonuclease in the given image.</p> <table border="1" data-bbox="263 445 1068 940"> <thead> <tr> <th></th> <th>Endonuclease</th> <th>Exonuclease</th> </tr> </thead> <tbody> <tr> <td>a)</td> <td></td> <td></td> </tr> <tr> <td>b)</td> <td></td> <td></td> </tr> <tr> <td>c)</td> <td></td> <td></td> </tr> <tr> <td>d)</td> <td></td> <td></td> </tr> </tbody> </table>		Endonuclease	Exonuclease	a)			b)			c)			d)			<p>1</p>					
	Endonuclease	Exonuclease																				
a)																						
b)																						
c)																						
d)																						
<p>11</p>	<p>The main objective of production of pest resistant GM crops is to</p> <p>a) encourage eco-friendly pesticides b) reduce pesticide accumulation in food chain c) eliminate pests from the field without the use of manual labour d) retain maximum nutritional content in the crop that would be otherwise consumed by pest</p>	<p>1</p>																				
<p>12</p>	<p>Observe the contents 1,2,3 and 4 of soil samples A,B and C shown in the graph. If the temperature and soil moisture of all soil samples are identical, which soil sample (s) will show faster decomposition?</p>  <table border="1" data-bbox="555 1423 987 1795"> <caption>Soil Component Content (%)</caption> <thead> <tr> <th>Soil</th> <th>1 (Lignin)</th> <th>2 (Chitin)</th> <th>3 (Nitrogen)</th> <th>4 (Sugar)</th> </tr> </thead> <tbody> <tr> <td>Soil A</td> <td>8</td> <td>15</td> <td>5</td> <td>20</td> </tr> <tr> <td>Soil B</td> <td>15</td> <td>7</td> <td>20</td> <td>12</td> </tr> <tr> <td>Soil C</td> <td>8</td> <td>10</td> <td>17</td> <td>20</td> </tr> </tbody> </table> <p>1 indicates lignin content, 2 indicates chitin, 3 indicates Nitrogen content and 4 indicates sugar content</p>	Soil	1 (Lignin)	2 (Chitin)	3 (Nitrogen)	4 (Sugar)	Soil A	8	15	5	20	Soil B	15	7	20	12	Soil C	8	10	17	20	<p>1</p>
Soil	1 (Lignin)	2 (Chitin)	3 (Nitrogen)	4 (Sugar)																		
Soil A	8	15	5	20																		
Soil B	15	7	20	12																		
Soil C	8	10	17	20																		

	a) Soil Sample A b) Soil Sample B c) Soil Samples A and B both d) Soil Sample C	
--	--	--

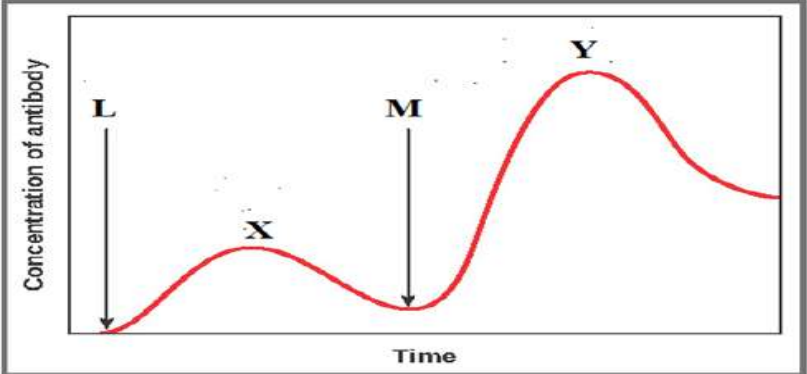
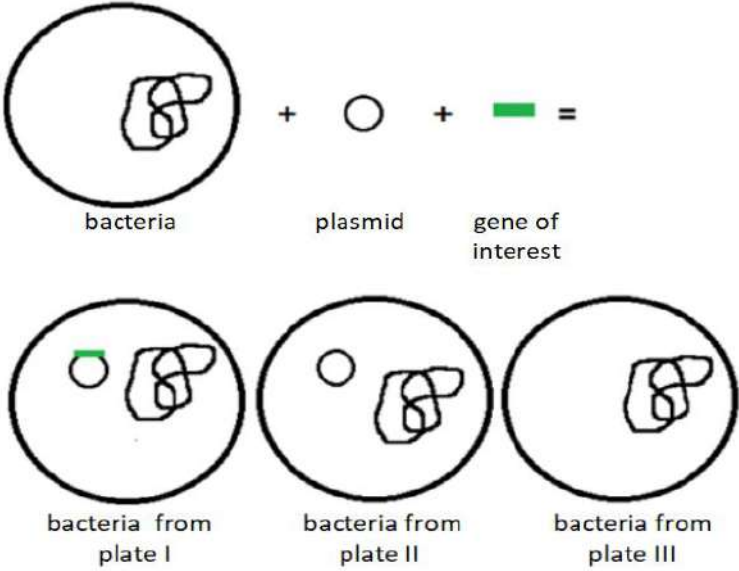
Question No. 13 to 16 consist of two statements – Assertion (A) and Reason (R). Answer these questions selecting the appropriate option given below:

- a) Both A and R are true and R is the correct explanation of A.
- b) Both A and R are true and R is not the correct explanation of A.
- c) A is true but R is false.
- d) A is false but R is true.

13	Assertion: Primary endosperm nucleus is diploid. Reason: It is the product of double fertilisation.	1
14	Assertion: Ribosomal RNA is synthesized in the nucleus of the cell. Reason: It is translated with the enzyme RNA polymerase III.	1
15	Assertion: Smoking can raise blood pressure and increase heart rate. Reason: Nicotine stimulates adrenal glands to release adrenaline and nor-adrenaline into the blood circulation, both of which raise blood pressure and increase heart rate.	1
16	Assertion: PCR is a powerful technique to identify genetic disorders. Reason: PCR can detect mutations in low amounts of DNA.	1

Section - B

17	Explain the process of hormonal regulation of spermatogenesis.	2																																
18	The diagram below shows the sequence of amino acids in part of a haemoglobin molecule. <div style="text-align: center; margin: 10px 0;"> <table style="border-collapse: collapse; margin: auto;"> <tr> <td style="padding: 0 10px;">Val</td> <td style="padding: 0 10px;">His</td> <td style="padding: 0 10px;">Leu</td> <td style="padding: 0 10px;">Thr</td> <td style="padding: 0 10px;">Pro</td> <td style="padding: 0 10px;">Glu</td> <td style="padding: 0 10px;">Glu</td> <td style="padding: 0 10px;">haemoglobin chain</td> </tr> <tr> <td colspan="7" style="border-top: 1px solid black; border-bottom: 1px solid black;"></td> <td></td> </tr> <tr> <td style="text-align: center;"> </td> <td style="text-align: center;"> </td> <td style="text-align: center;"> </td> <td style="text-align: center;"> </td> <td style="text-align: center;"> </td> <td style="text-align: center;"> </td> <td style="text-align: center;"> </td> <td>mRNA</td> </tr> <tr> <td style="text-align: center;">CAT</td> <td style="text-align: center;">GTA</td> <td style="text-align: center;">AAT</td> <td style="text-align: center;">TGA</td> <td style="text-align: center;">GGA</td> <td style="text-align: center;">*CTT</td> <td style="text-align: center;">CTC</td> <td>DNA</td> </tr> </table> </div> <p>Key: Val = valine Thr = threonine His = histidine Pro = proline Leu = leucine Glu = glutamic acid</p>	Val	His	Leu	Thr	Pro	Glu	Glu	haemoglobin chain																mRNA	CAT	GTA	AAT	TGA	GGA	*CTT	CTC	DNA	2
Val	His	Leu	Thr	Pro	Glu	Glu	haemoglobin chain																											
							mRNA																											
CAT	GTA	AAT	TGA	GGA	*CTT	CTC	DNA																											

	<p>a) If the base T* was substituted with A, how would it affect the haemoglobin chain?</p> <p>b) Name the condition and the effects associated with the above substitution.</p>	
<p>19</p>	<p>The graph given below indicates the administration of the first (L) and second dose (M) of a vaccine. The corresponding response of the body is indicated by X and Y. Interpret the graph and explain the reason for such a response shown by the body.</p> 	<p>2</p>
<p>20</p>	<p>The image below shows the result of plating bacteria in chromogenic medium after incorporating the gene of interest in plasmid. Some plates had blue colonies; some plates had white colonies. A single bacterium extracted from Plate I,II,III is shown below:</p>  <p>On the basis of your observations</p> <p>a) Identify the plate(s) which is/are white. Give a reason.</p> <p>b) Identify the plate(s) which is/are blue. Give a reason.</p>	<p>2</p>

21

Biomass of a standing crop of phytoplankton is 4 kg/m^2 which supports a large standing crop of zooplankton having a biomass 11 kg/m^2 . This is consumed by small fishes having biomass 25 kg/m^2 which are then consumed by large fishes with the biomass 37 kg/m^2 .

Draw an ecological pyramid indicating the biomass at each stage and also name the trophic levels. Mention whether it is an upright or inverted pyramid.

OR

Use the information provided in the table given below to answer the following questions:

Tropic level	Net Production($\text{KJm}^{-2}\text{y}^{-1}$)	Respiration ($\text{KJm}^{-2}\text{y}^{-1}$)
Top Carnivore	50	35
Carnivores	420	378
Herbivores	4490	4041
Producers	45000	40,367

- Calculate the gross primary productivity.
- Analyze the trend in the Net Production from Producers to Top Carnivore. Give a reason for your observation.

2

Section - C

22

The figure given below shows 3 sperms A, B and C.

- Which one of the three sperms will gain entry into the ovum?
- Describe the associated changes induced by it on P and Q.

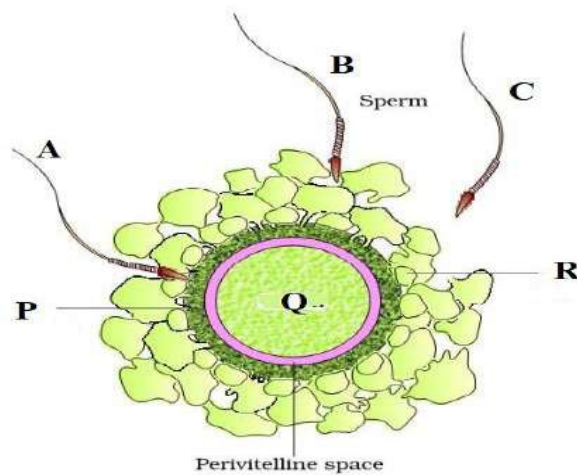
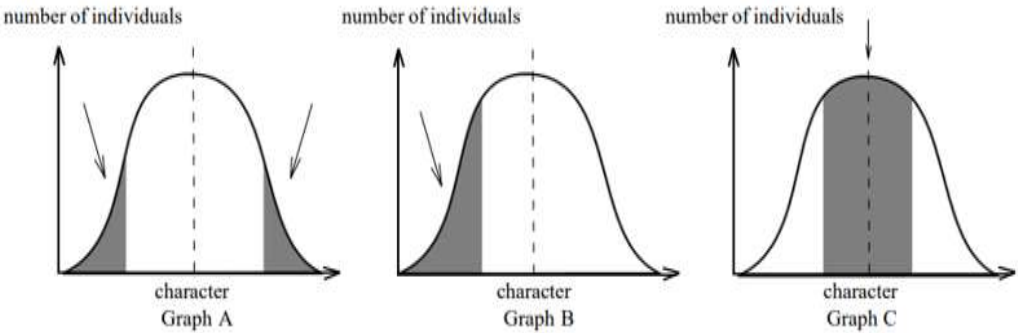


Figure Ovum surrounded by few sperms

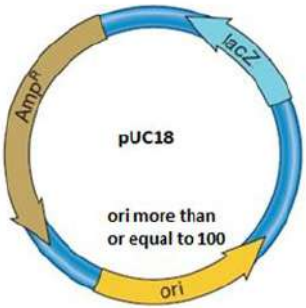
3

23	Explain the phases in embryonic development from the morula stage till the establishment of pregnancy in a human female.	3
24	<p>A pregnant human female was advised to undergo MTP. It was diagnosed that the fetus she was carrying had developed from a zygote having 45 chromosomes with only one X chromosome.</p> <p>a) What is this condition called and how does it arise?</p> <p>b) Why was she advised to undergo MTP?</p>	3
25	<p>The graphs below show three types of natural selection. The shaded areas marked with arrows show the individuals in the population which are not selected. The dotted vertical lines show the statistical means.</p>  <p>number of individuals</p> <p>number of individuals</p> <p>number of individuals</p> <p>character Graph A</p> <p>character Graph B</p> <p>character Graph C</p> <p>a) What names are given to the types of selection shown in graphs A, B and C.</p> <p>b) After the selection has operated for several generations in the above populations indicated as Graph A, B and C, graphically illustrate the probable results.</p>	3
26	The aeration tank of a sewage treatment plant is not functioning properly. Explain in detail the impact of this on the treatment of sewage and BOD of the effluent.	3
27	<p>A farmer grew 2 varieties of corn crop in field A and B. He grew normal corn crops in field A and GM corn crops in field B. He observed corn borers attacked only in field A. To control it, spores of Bt were sprayed in field A.</p> <p>a) Name the gene in the spores responsible for the control of this pest.</p> <p>b) What effect will the spores of Bt have on the insect pest?</p> <p>c) How has field B developed resistance against this pest?</p> <p style="text-align: center;">OR</p> <p>Lipoprotein lipase deficiency (LPLD) is a genetic disorder in which a person has a defective gene for lipase. This leads to high triglycerides, stomach pain, fat deposits under the skin. It may eventually affect the liver, pancreas and may also cause diabetes. The disorder occurs if a child acquires defective genes from both</p>	3

	<p>parents (autosomal recessive). ERT (enzyme replacement treatment) is one of the treatments offered to patients with LPLD.</p> <p>a) (i) What procedure is followed in ERT? (ii) What could be one possible drawback of ERT?</p> <p>b) How can LPLD be treated using Biotechnology? Elaborate.</p>	
28	Give three reasons as to why the prokaryotes are not given any figures for their diversity by the ecologists.	3

Section - D

Q. No. 29 and 30 are case-based questions. Each question has 3 subparts with internal choice in one subpart.

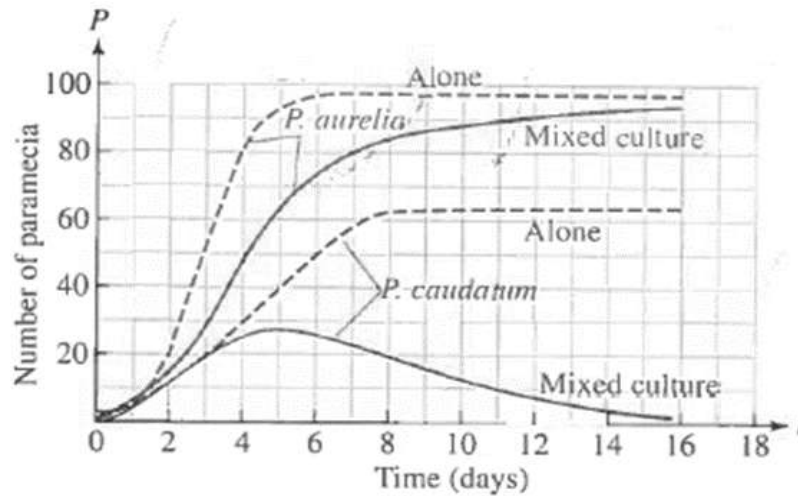
29	<p>The structure below shows pUC18 which is similar to pBR322 in its function. However, they differ in some of their restriction sites and number of <i>ori</i>. The <i>ori</i> number for pBR322 is approximately 20.</p> <div style="text-align: center;">  </div> <p>a) How are puc18 and pBR322 used in biotechnological studies?</p> <p style="text-align: center;">OR</p> <p>What will be the impact if <i>ori</i> in the above structure gets damaged?</p> <p>b) The <i>lac z</i> gene has many recognition sites. Study the segment of DNA given below and answer the questions</p> <p>5'... ATC GTA AAG CTT CAT...3' 3'... TAG CAT TTC GAA GTA...5'</p> <p>i) Applying your knowledge of palindrome sequences identify and mark the possible region where the restriction enzyme X will act.</p> <p>ii) Restriction enzyme Y was used to extract gene of interest from a plant. This gene needs to be inserted in the given DNA segment which has been treated with restriction enzyme X. Will there be a successful recombination? Explain with a reason.</p> <p>c) Which one of the two (pUC18 and pBR322) would you prefer for biotechnological studies? Justify.</p>	4
----	---	---

30

Observe the graph given below.

4

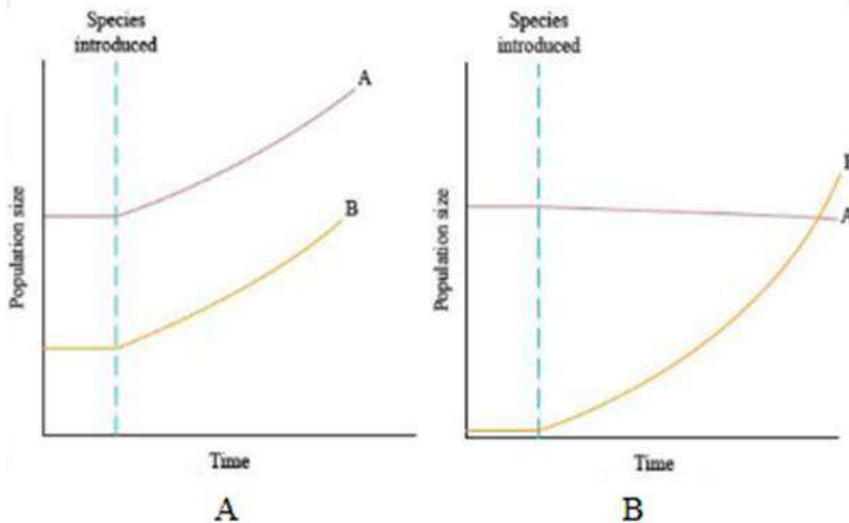
The graph represents inter-specific interaction between two species of Paramecia competing for the same resource in a culture medium. *Paramecium caudatum* and *Paramecium aurelia* were grown in separate cultures as well as in mixed cultures. It was found that each species grew in numbers according to the logistic equation.



- Which species is competitively superior? Support it with the data provided in the graph.
- State the underlying principle for the above result and name the scientist associated with this principle.
- Explain the mechanism in which two or more species competing with each other can co - exist.

OR

Graphs A and B shown below depict interaction of two species. Which graph indicates Mutualism? Give reason.



Section - E

31

Placed below are case studies of some couples who were not able to have kids. These couples are not ready for adoption or taking gametes from donors. After thoroughly examining the cases, which Assisted Reproductive Technology will you suggest to these couples as a medical expert? Explain briefly with justification of each case.

5

Couple	Test reports of Female partner	Test reports of male partner
Couple 1	Normal reports	Normal sperms in testes, Missing connection in epididymis and Vas deferens
Couple 2	Blockage in the fallopian tube	Normal reports
Couple 3	Normal reports	Poor semen parameters in terms of count, motility and morphology
Couple 4	low ovarian reserve	Normal reports
Couple 5	Sterilization in male	Morphologically abnormal sperms

OR

Given below are certain situations. Analyse the situation and suggest the name of suitable contraceptive device along with mode of action.

Situation	Requirement of contraceptive for -	Name of contraceptive device	Mode of action
1	blocking the entry of sperms through cervix		
2	spacing between children		
3	effective emergency contraceptive		
4	terminal method to prevent any more pregnancy in female		
5	sterilization in male		

32	<p>Given below is a stretch of DNA showing the coding strand of a structural gene of a transcription unit? 5'--ATG ACC GTA TTT TCT GTA GTG CCC GTA CTT CAG GCA TAA—3'</p> <p>a) Write the corresponding template strand and the mRNA strand that will be transcribed, along with its polarity.</p> <p>b) If GUA of the transcribed mRNA is an intron, depict the sequence involved in the formation of mRNA /the mature processed hnRNA strand.</p> <p>i. In a bacterium</p> <p>ii. In humans</p> <p>c) Upon translation, how many amino acids will the resulting polypeptide have? Justify.</p> <p style="text-align: center;">OR</p> <p>In shorthorn cattle, the coat colours red or white are controlled by a single pair of alleles. A calf which receives the allele for red coat from its mother and the allele for white coat from its father is called a 'roan'. It has an equal number of red and white hairs in its coat.</p> <p>a) Is this an example of codominance or of incomplete dominance?</p> <p>b) Give a reason for your answer.</p> <p>c) With the help of genetic cross explain what will be the consequent phenotype of the calf when</p> <p>i. red is dominant over white</p> <p>ii. red is incompletely dominant.</p>	5
33	<p>Explain the role of Primary and Secondary Lymphoid organs with the help of suitable examples.</p> <p style="text-align: center;">OR</p> <p>With the help of a flow chart illustrate how an infected animal cell can survive while viruses are being replicated or released.</p>	5
